

Ice Cuber 32kg/24h with 15kg bin - Water-cooled - Hollow Cubes

ITEM # _____

MODEL # _____

NAME # _____

SIS # _____

AIA # _____



730011 (IMF35W)

Ice maker, hollow cube,
32kg/24h, 15kg ice collection
bin included, water-cooled
(R452a)

Short Form Specification

Item No. _____

Plastic flap on the front, top and sides in 304 AISI stainless steel.
The ice-making method (paddle system) guarantees hygienically pure hollow ice cubes that are resistant to melting. The paddle system technology grants optional performance even in case of hard water supply. Ice productivity is not affected by limestone. R452A refrigerant. Water cooled. Container capacity Kg: 15.

Main Features

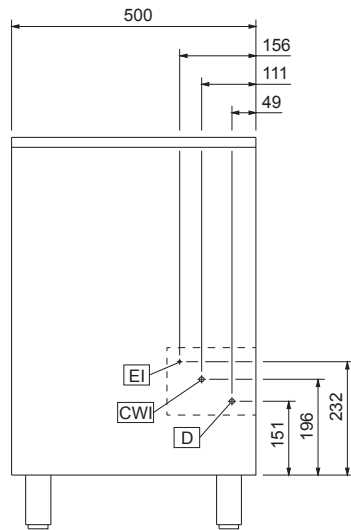
- Complies with main international certification bodies and is CE marked.
- Compact dimensions of the ice cubers make them highly suitable for any location, particularly those where space is at a premium.
- Ice-making technology (paddle system) guarantees compact, hygienically pure ice cubes and guarantees great performance even in case of hard water supply.
- Water consumption and productivity calculated using 15°C water temperature and 21°C ambient temperature.
- Fully automatic in operation.
- Model available in water-cooled version.

Construction

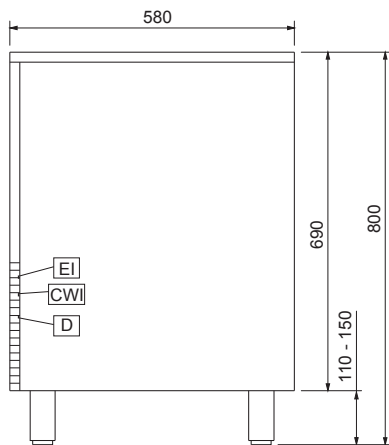
- Reliability guaranteed by the quality of the construction materials used (plastic flap on the front, top and sides in 304 AISI stainless steel) and the sophisticated product and process technology involved.
- Plug as standard (schuko type).
- AISI 304 stainless steel exterior.
- The ice-making method guarantees ice cubes that quickly cool the drinks down.
- Adjustable feet 110-150 mm.
- Environmentally friendly: R452a as refrigerant gas.

APPROVAL: _____

Front

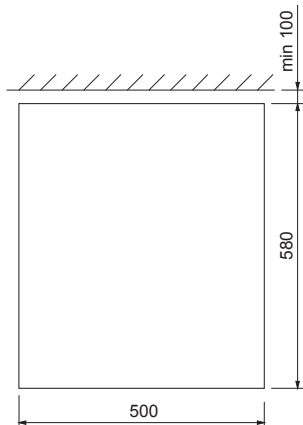


Side



- CWI1** = Cold Water inlet 1
(cleaning)
D = Drain
EI = Electrical inlet (power)

Top



Electric

Supply voltage:
730011 (IMF35W) 220-240 V/1N ph/50 Hz
Electrical power max.: 0.31 kW

Capacity:

Bin capacity: 15 kg

Key Information:

External dimensions, Width: 500 mm
External dimensions, Depth: 580 mm
External dimensions, Height: 800 mm
Net weight: 47 kg
Output: 32 kg/day
Kind of cube: Ice Cube 20 g

Refrigeration Data

Refrigerant type: R452A